

Shareholding Pattern under Regulation 31 of SEBI (Listing Obligations and Disclosure Requirements) Regulations, 2015

1.	Name of Listed Entity: Hubtown Limited
2.	Scrip Code/Name of Scrip/Class of Security: 532799
3.	Share Holding Pattern Filed under: Reg. 31(1)(a)/Reg. 31(1)(b)/Reg.31(1)(c) a. If under 31(1)(b) then indicate the report for Quarter ending b. If under 31(1)(c) then indicate date of allotment/extinguishment
4.	Declaration: The Listed entity is required to submit the following declaration to the extent of submission of information:-

Particulars	Yes*	No*
1 Whether the Listed Entity has Issued any partly paid up shares?		No
2 Whether the Listed Entity has Issued any Convertible Securities or Warrants?		No
3 Whether the Listed Entity has any shares against which depository receipts are Issued?		No
4 Whether the Listed Entity has any shares In locked-In?		No
5 Whether any shares held by promoters are pledge or otherwise encumbered?	Yes	

* If the Listed Entity selects the option 'No' for the questions above, the columns for the partly paid up shares, Outstanding Convertible Securities/Warrants, depository receipts, locked-In shares, No of shares pledged or otherwise encumbered by promoters, as applicable, shall not be displayed at the time of dissemination on the Stock Exchange website. Also wherever there is 'No' declared by Listed Entity in above table the values will be considered as 'Zero' by default on submission of the format of holding of specified securities.

GENERATED ON :03/01/2022 NSDL : 31/12/2021 CDCL :31/12/2021




Hubtown Limited

Table 1 - Summary Statement holding of specified securities

Category	Category of shareholder	Nos. of shareholders	No. of fully paid up equity shares held	No. of Partly paid	No. of shares held	Total nos. shares held (VII) =	Shareholding as a % of total no. of shares (calculated (VIII) As a	Number of Voting Rights held in each class of securities			No. of Shares Underlying Outstanding	Shareholding, as a % assuming full	Number of Locked		Number of Shares pledged or otherwise		Number of equity shares held in dematerial	
								No of Voting Rights					Total as a % of (A+B+C)	No. (a)	% of total	No. (a)		As a % of total Shares held(b)
								Class eg: X	eg: y	Total								
(A)	Promoter & Promoter Group	15	35185686	0	0	35185686	48.3746	35185686	0	35185686	48.3746	0	0.000	31895475	90.649000	35185686		
(B)	Public	23408	37550185	0	0	37550185	51.6254	37550185	0	37550185	51.6254	0	0.000	NA	NA	37550168		
(C)	Non Promoter - Non Public				0			0					0.000	NA	NA			
(C1)	Shares Underlying DRs	0	0	0	0	0	0.0000	0	0	0	0.0000	0	0.000	NA	NA	0		
(C2)	Shares Held By Employee Trust	0	0	0	0	0	0.0000	0	0	0	0.0000	0	0.000	NA	NA	0		
	Total	23423	72735871	0	0	72735871	100.0000	72735871	0	72735871	100.0000	0	0.000	31895475	43.851000	72735854		

GENERATED ON :03/01/2022 NSDL : 31/12/2021



Hubtown Limited

Table II - Statement showing shareholding pattern of the Promoter and Promoter Group


Category & Name of the shareholders	Entity Type	PAN	Nos. of shareholders	No. of fully paid up equity shares	Partly paid-up equity	No. of shares underlying	Total nos. shares held	Shareholding % calculated as per SCRR, 1957 As a	Number of Voting Rights held in each class of securities			No. of Shares Underlying Outstanding	Shareholding, as a % assuming full conversion of	Number of Locked In shares		Number of Shares pledged or otherwise encumbered		Number of equity shares held in dematerialised form
									No of Voting Rights	Total as a % of (A+B+C)	Total			No. (a)	As a % of total Shares held(b)	No. (a)	As a % of total Shares held(b)	
(I)	(II)	(III)	(IV)	(V)	(VI)	(VII)	(VIII)	(IX)	(X)	(XI)	(XII)	(XIII)	(XIV)	(XV)				
1	Indian																	
(a)	Individuals / Hindu Undivided Family		13	34585686	0	0	34585686	47.5497	34585686	0	34585686	47.5497	0	0.0000	31895475	92.2216	34585686	
	Vyomesh Mahipatray Shah	Promoters	1	7540000	0	0	7540000	10.3663	7540000	0	7540000	10.3663	0	0.0000	7525000	99.8011	7540000	
	Hemant Mahipatray Shah	Promoters	1	4980500	0	0	4980500	6.8474	4980500	0	4980500	6.8474	0	0.0000	4978450	99.9588	4980500	
	Kushal Hemant Shah	Promoters	1	4063739	0	0	4063739	5.5870	4063739	0	4063739	5.5870	0	0.0000	3300000	81.2060	4063739	
	Vyomesh Mahipatray Shah	Promoters	1	3925000	0	0	3925000	5.3962	3925000	0	3925000	5.3962	0	0.0000	3925000	100.0000	3925000	
	Hemant Mahipatray Shah	Promoters	1	3860000	0	0	3860000	5.3069	3860000	0	3860000	5.3069	0	0.0000	3760000	97.4093	3860000	
	Kunjali Hemant Shah	Promoters	1	2730931	0	0	2730931	3.7546	2730931	0	2730931	3.7546	0	0.0000	2720956	99.6347	2730931	
	Khilen V Shah	Promoters	1	2250119	0	0	2250119	3.0935	2250119	0	2250119	3.0935	0	0.0000	1930119	85.7785	2250119	
	Mahipatray V Shah	Promoters	1	1720000	0	0	1720000	2.3647	1720000	0	1720000	2.3647	0	0.0000	1462000	85.0000	1720000	
	Rushank V Shah	Promoters	1	1261950	0	0	1261950	1.7350	1261950	0	1261950	1.7350	0	0.0000	1261950	100.0000	1261950	
	Falguni Vyomesh Shah	Promoters	1	1039772	0	0	1039772	1.4295	1039772	0	1039772	1.4295	0	0.0000	1032000	99.2525	1039772	
	Khilen V Shah	Promoters	1	650441	0	0	650441	0.8943	650441	0	650441	0.8943	0	0.0000	0	0.0000	650441	
	Rushank V Shah	Promoters	1	538234	0	0	538234	0.7400	538234	0	538234	0.7400	0	0.0000	0	0.0000	538234	
	Vyomesh Mahipatray Shah	Promoters	1	25000	0	0	25000	0.0344	25000	0	25000	0.0344	0	0.0000	0	0.0000	25000	
(b)	Central Government / State Government(s)		0	0	0	0	0	0.0000	0	0	0.0000	0	0.0000	0	0.0000	0	0.0000	0
(c)	Financial Institutions / Banks		0	0	0	0	0	0.0000	0	0	0.0000	0	0.0000	0	0.0000	0	0.0000	0
(d)	Any Other (Specify)		2	600000	0	0	600000	0.8249	600000	0	600000	0.8249	0	0.0000	0	0.0000	600000	
	Bodies Corporate		2	600000	0	0	600000	0.8249	600000	0	600000	0.8249	0	0.0000	0	0.0000	600000	
	Ukay Valves And Founders Pvt	Promoter Group	1	300000	0	0	300000	0.4125	300000	0	300000	0.4125	0	0.0000	0	0.0000	300000	
	Vishwajeet Consultancy Pvt. Ltd	Promoter Group	1	300000	0	0	300000	0.4125	300000	0	300000	0.4125	0	0.0000	0	0.0000	300000	
	Sub Total (A)[1]		15	35185686	0	0	35185686	48.3746	35185686	0	35185686	48.3746	0	0.0000	31895475	90.6490	35185686	
2	Foreign																	
(a)	Individuals (Non-Resident Individuals / Foreign Individuals)		0	0	0	0	0	0.0000	0	0	0.0000	0	0.0000	0	0.0000	0	0.0000	0
(b)	Government		0	0	0	0	0	0.0000	0	0	0.0000	0	0.0000	0	0.0000	0	0.0000	0
(c)	Institutions		0	0	0	0	0	0.0000	0	0	0.0000	0	0.0000	0	0.0000	0	0.0000	0
(d)	Foreign Portfolio Investor		0	0	0	0	0	0.0000	0	0	0.0000	0	0.0000	0	0.0000	0	0.0000	0
(e)	Any Other (Specify)		0	0	0	0	0	0.0000	0	0	0.0000	0	0.0000	0	0.0000	0	0.0000	0
	Sub Total (A)[2]		0	0	0	0	0	0.0000	0	0	0.0000	0	0.0000	0	0.0000	0	0.0000	0
	Total Shareholding Of Promoter And Promoter Group (A)= (A)[1]+(A)[2]		15	35185686	0	0	35185686	48.3746	35185686	0	35185686	48.3746	0	0.0000	31895475	90.6490	35185686	

Details of Shares which remain unclaimed may be given hear along with details such as number of shareholders, outstanding shares held in demat/unclaimed suspense account, voting rights which are frozen etc.

Not

(1) PAN would not be displayed on website of Stock Exchange(s)

(2) The term 'Encumbrance' has the same meaning as assigned under regulation 28(3) of SEBI (Substantial Acquisition of Shares and Takeovers) Regulations, 2011.



Hubtown Limited																		
Table III - Statement showing shareholding pattern of the Public Shareholder																		
Category & Name of the shareholders	PAN	Nos. of shareholders	No. of fully paid up equity shares held	Partly paid up equity shares		Total nos. shares held	Shareholding % calculated as per SCRR, 1957 As a % of (A+B+C)	Number of Voting Rights held in each class of securities			No. of Shares Underlying Outstanding convertible securities	Shareholding % as a % assuming full conversion of convertible securities	Number of Locked In		Number of Shares		Number of equity shares held in dematerialised form	
				Deposited	Unpaid			Class eg: X	Class eg: Y	Total			Total as a % of (A+B+C)	No. (a)	As a % of total Shares held (b)	No. (a)		As a % of total Shares held (b)
(I)	(II)	(III)	(IV)	(V)	(VI)	(VII) a	(VIII) a	(IX)	(X)	(XI)	(XII)	(XIII)	(XIV)	(XV)	(XVI)	(XVII)	(XVIII)	
1 Institutions																		
(a) Mutual Fund		0	0	0	0	0	0.000	0	0	0	0.000	0	0.000	0	0.000	NA	NA	0
(b) Venture Capital Funds		0	0	0	0	0	0.000	0	0	0	0.000	0	0.000	0	0.000	NA	NA	0
(c) Alternate Investment Funds		0	0	0	0	0	0.000	0	0	0	0.000	0	0.000	0	0.000	NA	NA	0
(d) Foreign Venture Capital Investors		0	0	0	0	0	0.000	0	0	0	0.000	0	0.000	0	0.000	NA	NA	0
(e) Foreign Portfolio Investor		2	2578292	0	0	2578292	3.6822	2578292	0	2578292	3.6822	0	3.6822	0	0.0000	NA	NA	2578292
Lso Subco.No.2 Company	AACCL1901C	1	2652700	0	0	2652700	3.6470	2652700	0	2652700	3.6470	0	3.6470	0	0.0000	NA	NA	2652700
(f) Financial Institutions / Banks		2	200425	0	0	200425	0.2756	200425	0	200425	0.2756	0	0.2756	0	0.0000	NA	NA	200425
(g) Insurance Companies		1	56937	0	0	56937	0.0783	56937	0	56937	0.0783	0	0.0783	0	0.0000	NA	NA	56937
(h) Provident Funds/ Pension Funds		0	0	0	0	0	0.0000	0	0	0	0.0000	0	0.0000	0	0.0000	NA	NA	0
(i) Any Other (Specify)		0	0	0	0	0	0.0000	0	0	0	0.0000	0	0.0000	0	0.0000	NA	NA	0
Sub Total (B)(1)		5	2935654	0	0	2935654	4.0360	2935654	0	2935654	4.0360	0	4.0360	0	0.0000	NA	NA	2935654
2 Central Government/ State Government(s)/ President of India																		
Central Government / State Government(s)		1	5	0	0	5	0.0000	5	0	5	0.0000	0	0.0000	0	0.0000	NA	NA	5
Sub Total (B)(2)		1	5	0	0	5	0.0000	5	0	5	0.0000	0	0.0000	0	0.0000	NA	NA	5
3 Non-Institutions																		
(a) Individuals		0	0	0	0	0	0.000	0	0	0	0.000	0	0.000	0	0.000	NA	NA	0
I. Individual shareholders holding nominal share capital up to Rs. 2 lakhs.		22050	7801727	0	0	7801727	10.7261	7801727	0	7801727	10.7261	0	10.7261	0	0.0000	NA	NA	7801727
II. Individual shareholders holding nominal share capital in excess of Rs. 2 lakhs.		108	9439685	0	0	9439685	12.9780	9439685	0	9439685	12.9780	0	12.9780	0	0.0000	NA	NA	9439685
(b) NBFCs registered with RBI		0	0	0	0	0	0.0000	0	0	0	0.0000	0	0.0000	0	0.0000	NA	NA	0
Trust Employee		0	0	0	0	0	0.0000	0	0	0	0.0000	0	0.0000	0	0.0000	NA	NA	0
(d) Overseas Depositories(holding DRs) (balancing figure)		0	0	0	0	0	0.0000	0	0	0	0.0000	0	0.0000	0	0.0000	NA	NA	0
(c) Any Other (Specify)		1244	17373114	0	0	17373114	23.8852	17373114	0	17373114	23.8852	0	23.8852	0	0.0000	NA	NA	17373114
Trusts		2	18674	0	0	18674	0.0257	18674	0	18674	0.0257	0	0.0257	0	0.0000	NA	NA	18674
Foreign Nationals		1	3000	0	0	3000	0.0041	3000	0	3000	0.0041	0	0.0041	0	0.0000	NA	NA	3000
Hindu Undivided Family		779	1264125	0	0	1264125	1.7380	1264125	0	1264125	1.7380	0	1.7380	0	0.0000	NA	NA	1264125
Non Resident Indians (Non Repat)		63	162581	0	0	162581	0.2235	162581	0	162581	0.2235	0	0.2235	0	0.0000	NA	NA	162581
Non Resident Indians (Repatriate)		108	2169555	0	0	2169555	2.9828	2169555	0	2169555	2.9828	0	2.9828	0	0.0000	NA	NA	2169555
Nilesh Rameshchandra Petha	AGKPP6478R	1	1709426	0	0	1709426	2.3502	1709426	0	1709426	2.3502	0	2.3502	0	0.0000	NA	NA	1709426
Body Corp-Ltd Liability Partnership		7	32290	0	0	32290	0.0444	32290	0	32290	0.0444	0	0.0444	0	0.0000	NA	NA	32290
Overseas Bodies Corporates		2	11	0	0	11	0.0000	11	0	11	0.0000	0	0.0000	0	0.0000	NA	NA	11
Clearing Member		98	800750	0	0	800750	1.1009	800750	0	800750	1.1009	0	1.1009	0	0.0000	NA	NA	800750
Bodies Corporate		184	12922128	0	0	12922128	17.7658	12922128	0	12922128	17.7658	0	17.7658	0	0.0000	NA	NA	12922128
Anand Rathi Global Finance I	AABCR1136N	1	3279924	0	0	3279924	4.5084	3279924	0	3279924	4.5084	0	4.5084	0	0.0000	NA	NA	3279924
City Gold Investments Pvt Ltd	AACCC7365H	1	2294586	0	0	2294586	3.1547	2294586	0	2294586	3.1547	0	3.1547	0	0.0000	NA	NA	2294586
Cello Pens And Stationery Pvt	AABCC1808J	1	960000	0	0	960000	1.3198	960000	0	960000	1.3198	0	1.3198	0	0.0000	NA	NA	960000
Catalyst Trusteeship Limited	AACCG4147R	1	918829	0	0	918829	1.2632	918829	0	918829	1.2632	0	1.2632	0	0.0000	NA	NA	918829
Sub Total (B)(3)		23402	34614526	0	0	34614526	47.5893	34614526	0	34614526	47.5893	0	47.5893	0	0.0000	NA	NA	34614509
Total Public Shareholding (B)= (B)(1)+(B)(2)+(B)(3)		23408	37550185	0	0	37550185	51.6254	37550185	0	37550185	51.6254	0	51.6254	0	0.0000	NA	NA	37550168

Details of the shareholders acting as persons in Concert including their Shareholding (No. and %):

No. of shareholders	No. of Shares

Details of Shares which remain unclaimed may be given here along with details such as number of shareholders, outstanding shares held in demat/unclaimed suspense account, voting rights which are frozen etc.

Not

[1] PAN would not be displayed on website of Stock Exchange(s).


[2] The above format needs to disclose name of all holders holding more than 1% of total number of shares

[3] W.r.t. the information pertaining to Depository Receipts, the same may be disclosed in the respective columns to the extent information available and the balance to be disclosed as held by custodian.

GENERATED ON :03/01/2022

NSDL : 31/12/2021

CDSL



HUBTOWN LIMITED

Table IV - Statement showing shareholding pattern of the Non Promoter- Non Public shareholder

Category & Name of the shareholders	PAN	Nos. of shareholders	No. of fully paid up equity	Partly paid up equity	No. of shares underlying	Total nos. shares held	Shareholding % calculated as per SCRR, 1957 As a % of	Rights held in each class of securities			No. of Shares, as a % of Unde rlyin g (X)	Shar ehol ding % assu m (XI)=	Locked in shares		Shares pledged or		Num ber of equity shar (XIV)	
								No. or voting Rights					Total as a % of (A+B)	No. (a)	As a % of total Shares held(b)	No. (a)		As a % of total Shar (XII)
								Class eg: X	Class eg: y	Total (IX)								
1 Custodian/DR Holder		0	0	0	0	0	0.0000	0	0	0	0.0000	0	0.0000	0	0.0000	NA	NA	0
2 Employee Benefit Trust (under SEBI (Share based Employee Benefit) Regulations, 2014)		0	0	0	0	0	0.0000	0	0	0	0.0000	0	0.0000	0	0.0000	NA	NA	0
Total Non-Promoter- Non Public Shareholding (C)= (C)(1)+(C)(2)		0	0	0	0	0	0.0000	0	0	0	0.0000	0	0.0000	0	0.0000	NA	NA	0

Note

- (1) PAN would not be displayed on website of Stock Exchange(s).
- (2) The above format needs to disclose name of all holders holding more than 1% of total number of shares
- (3) W.r.t. the information pertaining to Depository Receipts, the same may be disclosed in the respective columns to the extent information available and the

GENERATED ON :03/01/2022

NSDL : 31/12/2021

