

Shareholding Pattern under Regulation 31 of SEBI (Listing Obligations and Disclosure Requirements) Regulations, 2015

1.	Name of Listed Entity: Hubtown Limited
2.	Scrip Code/Name of Scrip/Class of Security: 532799
3.	Share Holding Pattern Filled under: Reg. 31(1)(a)/Reg. 31(1)(b)/Reg.31(1)(c)
	a. If under 31(1)(b) then indicate the report for Quarter ending
	b. If under 31(1)(c) then indicate date of allotment/extinguishment
4.	Declaration: The Listed entity is required to submit the following declaration to the extent of submission of information:-


	Particulars	Yes*	No*
1	Whether the Listed Entity has issued any partly paid up shares?		No
2	Whether the Listed Entity has issued any Convertible Securities or Warrants?		No
3	Whether the Listed Entity has any shares against which depository receipts are issued?		No
4	Whether the Listed Entity has any shares in locked-in?	Yes	
5	Whether any shares held by promoters are pledge or otherwise encumbered?	Yes	

* If the Listed Entity selects the option 'No' for the questions above, the columns for the partly paid up shares, Outstanding Convertible Securities/Warrants, depository receipts, locked-in shares, No of shares pledged or otherwise encumbered by promoters, as applicable, shall not be displayed at the time of dissemination on the Stock Exchange website. Also wherever there is 'No' declared by Listed Entity in above table the values will be considered as 'Zero' by default on submission of the format of holding of specified securities.

GENERATED ON :04/01/2024

NSDL : 30/12/2023

CDSL :30/12/2023




Hubtown Limited

Table I - Summary Statement holding of specified securities

Category	Category of shareholder	Nos. of shareholders	No. of fully paid up equity shares held	No. of Partly paid-up equity shares held	No. of shares underlying Depository Receipts	Total nos. shares held	Shareholding as a % of total no. of shares (calculated as per SCRR, 1957)	Number of Voting Rights held in each class of securities				No. of Shares Underlying Outstanding convertible securities (including securities	Shareholding, as a % assuming full conversion of convertible securities	Number of Locked In shares		Number of Shares pledged or otherwise encumbered		Number of equity shares held in dematerialised form
								No of Voting Rights			Total as a % of (A+B+C)			No. (a)	As a % of total Shares held(b)	No. (a)	As a % of total Shares held(b)	
								Class eg: X	Class eg: Y	Total								
(I)	(II)	(III)	(IV)	(V)	(VI)	(VII) =	(VIII) As a	(IX)			(X)	(XI) =	(XII)		(XIII)		(XIV)	
(A)	Promoter & Promoter Group	14	34651585	0	0	34651585	45.3936	34651585	0	34651585	45.3936	0	45.3936	3600000	10.3891	25658025	74.0457	34651585
(B)	Public	25834	41684286	0	0	41684286	54.6064	41684286	0	41684286	54.6064	0	54.6064	0	0	NA	NA	41684269
(C)	Non Promoter - Non Public															0	NA	NA
(C1)	Shares Underlying DRs	0	0	0	0	0	0	0	0	0	0	0	0	0	0	NA	NA	0
(C2)	Shares Held By Employee Trust	0	0	0	0	0	0	0	0	0	0	0	0	0	0	NA	NA	0
	Total	25848	76335871	0	0	76335871	100	76335871	0	76335871	100	0	100	3600000	4.716	25658025	33.612	76335854

GENERATED ON :04/01/2024 NSDL : 30/12/2023 CDSL :30/12/2023



Hubtown Limited

Table II - Statement showing shareholding pattern of the Promoter and Promoter Group

Category & Name of the shareholders	Entity Type	Nos. of shareholders	No. of fully paid up equity shares held	Partly paid-up equity shares held	No. of shares underlying Depository Receipts	Total nos. shares held	Shareholding % calculated as per SCRR, 1957 As a % of (A+B+C2)	Number of Voting Rights held in each class of securities			No. of Shares Underlying Outstanding convertible securities (including	Shareholding, as a % assuming full conversion of convertible securities	Number of Locked In shares		Number of Shares pledged or otherwise encumbered		Number of equity shares held in dematerialised form		
								No of Voting Rights					Total as a % of Total Voting Rights	No. (a)	As a % of total Shares held(b)	No. (a)		As a % of total Shares held(b)	
								Class eg: X	Class eg: Y	Total									
(I)	(II)	(III)	(IV)	(V)	(VI)	(VII) =	(VIII) As a	(IX)			(X)	(XI) =	(XII)		(XIII)	(XIV)			
1	Indian																		
(a)	Individuals / Hindu Undivided Family		12	34051585	0	0	34051585	44.6076	34051585	0	34051585	44.6076	0	44.6076	3600000	10.5722	25658025	75.3505	34051585
	Vyomesh Mahapatray Shah	Promoters	1	5181349	0	0	5181349	6.7876	5181349	0	5181349	6.7876	0	6.7876	0	0	5100000	98.43	5181349
	Kushal Hemant Shah	Promoter Group	1	3943739	0	0	3943739	5.1663	3943739	0	3943739	5.1663	0	5.1663	0	0	3900000	98.8909	3943739
	Vyomesh Mahapatray Shah	Promoter Group	1	3925000	0	0	3925000	5.1418	3925000	0	3925000	5.1418	0	5.1418	0	0	3925000	100	3925000
	Hemant Mahapatray Shah	Promoters	1	3860000	0	0	3860000	5.0566	3860000	0	3860000	5.0566	0	5.0566	0	0	3160000	81.8653	3860000
	Hemant Mahapatray Shah	Promoter Group	1	3700050	0	0	3700050	4.8471	3700050	0	3700050	4.8471	0	4.8471	0	0	3698000	99.9446	3700050
	Khilen V Shah	Promoter Group	1	2900560	0	0	2900560	3.7997	2900560	0	2900560	3.7997	0	3.7997	0	0	1930119	66.543	2900560
	Kunjai Hemant Shah	Promoter Group	1	2730931	0	0	2730931	3.5775	2730931	0	2730931	3.5775	0	3.5775	0	0	1220956	44.7084	2730931
	Rushank V Shah	Promoter Group	1	1800184	0	0	1800184	2.3582	1800184	0	1800184	2.3582	0	2.3582	0	0	1261950	70.1012	1800184
	Meha Rushank Shah	Promoter Group	1	1800000	0	0	1800000	2.358	1800000	0	1800000	2.358	0	2.358	1800000	100	0	0	1800000
	Pratiti Mayank Shah	Promoter Group	1	1800000	0	0	1800000	2.358	1800000	0	1800000	2.358	0	2.358	1800000	100	0	0	1800000
	Mahapatray V Shah	Promoter Group	1	1720000	0	0	1720000	2.2532	1720000	0	1720000	2.2532	0	2.2532	0	0	1462000	85	1720000
	Falguni Vyomesh Shah	Promoter Group	1	689772	0	0	689772	0.9036	689772	0	689772	0.9036	0	0.9036	0	0	0	0	689772
(b)	Central Government / State Government(s)		0	0	0	0	0	0	0	0	0	0	0	0	0	0	0	0	0
(c)	Financial Institutions / Banks		0	0	0	0	0	0	0	0	0	0	0	0	0	0	0	0	0
(d)	Any Other (Specify)		2	600000	0	0	600000	0.786	600000	0	600000	0.786	0	0.786	0	0	0	0	600000
	Bodies Corporate		2	600000	0	0	600000	0.786	600000	0	600000	0.786	0	0.786	0	0	0	0	600000
	High Scale Trading Private Limited	Promoter Group	1	300000	0	0	300000	0.393	300000	0	300000	0.393	0	0.393	0	0	0	0	300000
	Ukay Valves And Founders Pvt Ltd	Promoter Group	1	300000	0	0	300000	0.393	300000	0	300000	0.393	0	0.393	0	0	0	0	300000
	Sub Total (A)(1)		14	34651585	0	0	34651585	45.3936	34651585	0	34651585	45.3936	0	45.3936	3600000	10.3891	25658025	74.0457	34651585
2	Foreign																		
(a)	Individuals (Non-Resident Individuals / Foreign Individuals)		0	0	0	0	0	0	0	0	0	0	0	0	0	0	0	0	0
(b)	Government		0	0	0	0	0	0	0	0	0	0	0	0	0	0	0	0	0
(c)	Institutions		0	0	0	0	0	0	0	0	0	0	0	0	0	0	0	0	0
(d)	Foreign Portfolio Investor		0	0	0	0	0	0	0	0	0	0	0	0	0	0	0	0	0
(e)	Any Other (Specify)		0	0	0	0	0	0	0	0	0	0	0	0	0	0	0	0	0
	Sub Total (A)(2)		0	0	0	0	0	0	0	0	0	0	0	0	0	0	0	0	0
	Total Shareholding Of Promoter And Promoter Group (A)= (A)(1)+(A)(2)		14	34651585	0	0	34651585	45.3936	34651585	0	34651585	45.3936	0	45.3936	3600000	10.3891	25658025	74.0457	34651585

Details of Shares which remain unclaimed may be given hear along with details such as number of shareholders, outstanding shares held in demat/unclaimed suspense account, voting rights which are frozen etc.

Note :

(1) PAN would not be displayed on website of Stock Exchange(s) .


(2) The term 'Encumbrance' has the same meaning as assigned under regulation 28(3) of SEBI (Substantial Acquisition of Shares and Takeovers) Regulations, 2011.



Hubtown Limited

Table III - Statement showing shareholding pattern of the Public shareholder

Category & Name of the shareholders	PAN	Nos. of shareholders	No. of fully paid up equity shares held	Partly paid-up equity shares held	No. of shares underlying Depository Receipts	Total nos. shares held	Shareholding % calculated as per SCRR, 1957 As a % of (A+B+C2)	Number of Voting Rights held in each class of securities			No. of Shares Underlying Outstanding convertible securities (including securities)	Shareholding, as a % assuming full conversion of convertible securities	Number of Locked in shares		Number of Shares pledged or otherwise encumbered		Number of equity shares held in dematerialised form	Sub-categorization of shares				
								No of Voting Rights		Total as a % of Total Voting Rights			No. (a)	As a % of total Shares held(b)	No. (a)	As a % of total Shares held(b)		Sub-category(i)	Sub-category(ii)	Sub-category(iii)		
								Class eg: X	Class eg: Y												Total	
(I)	(II)	(III)	(IV)	(V)	(VI)	(VII) =	(VIII) As a % of (A+B+C2)	(IX) X	(IX) Y	(IX) Total	(X)	(XI) =	(XII)	(XIII)	(XIII)	(XIV)	(XV)	(XV)				
1	Institutions (Domestic)																					
(a)	Mutual Fund		0	0	0	0	0.0000	0	0	0	0.0000	0	0.0000	0	0.0000	NA	NA	0				
(b)	Venture Capital Funds		0	0	0	0	0.0000	0	0	0	0.0000	0	0.0000	0	0.0000	NA	NA	0				
(c)	Alternate Investment Funds		0	0	0	0	0.0000	0	0	0	0.0000	0	0.0000	0	0.0000	NA	NA	0				
(d)	Banks		0	0	0	0	0.0000	0	0	0	0.0000	0	0.0000	0	0.0000	NA	NA	0				
(e)	Insurance Companies		0	0	0	0	0.0000	0	0	0	0.0000	0	0.0000	0	0.0000	NA	NA	0				
(f)	Provident Funds/ Pension Funds		0	0	0	0	0.0000	0	0	0	0.0000	0	0.0000	0	0.0000	NA	NA	0				
(g)	Asset Reconstruction Companies		0	0	0	0	0.0000	0	0	0	0.0000	0	0.0000	0	0.0000	NA	NA	0				
(h)	Sovereign Wealth Funds		0	0	0	0	0.0000	0	0	0	0.0000	0	0.0000	0	0.0000	NA	NA	0				
(i)	NBFCs registered with RBI		0	0	0	0	0.0000	0	0	0	0.0000	0	0.0000	0	0.0000	NA	NA	0				
(j)	Other Financial Institutions		0	0	0	0	0.0000	0	0	0	0.0000	0	0.0000	0	0.0000	NA	NA	0				
(k)	Any Other (Specify)		0	0	0	0	0.0000	0	0	0	0.0000	0	0.0000	0	0.0000	NA	NA	0				
	Sub Total (B)(1)		0	0	0	0	0.0000	0	0	0	0.0000	0	0.0000	0	0.0000	NA	NA	0				
2	Institutions (Foreign)																					
(a)	Foreign Direct Investment		0	0	0	0	0.0000	0	0	0	0.0000	0	0.0000	0	0.0000	NA	NA	0				
(b)	Foreign Venture Capital Investors		0	0	0	0	0.0000	0	0	0	0.0000	0	0.0000	0	0.0000	NA	NA	0				
(c)	Sovereign Wealth Funds		0	0	0	0	0.0000	0	0	0	0.0000	0	0.0000	0	0.0000	NA	NA	0				
(d)	Foreign Portfolio Investors Category I		1	50204	0	0	50204	0.0658	50204	0	50204	0.0658	0	0.0658	0	0.0000	NA	NA	50204	0	0	0
(e)	Foreign Portfolio Investors Category II		1	2652700	0	0	2652700	3.4750	2652700	0	2652700	3.4750	0	3.4750	0	0.0000	NA	NA	2652700	0	0	0
	Iso Subco No.2 Company	AACCL1901C	1	2652700	0	0	2652700	3.4750	2652700	0	2652700	3.4750	0	3.4750	0	0.0000	NA	NA	2652700			
(f)	Overseas Depositories(holding DRs) (balancing figure)		0	0	0	0	0.0000	0	0	0	0.0000	0	0.0000	0	0.0000	NA	NA	0				
(g)	Any Other (Specify)		0	0	0	0	0.0000	0	0	0	0.0000	0	0.0000	0	0.0000	NA	NA	0				
	Sub Total (B)(2)		2	2702904	0	0	2702904	3.5408	2702904	0	2702904	3.5408	0	3.5408	0	0.0000	NA	NA	2702904	0	0	0
3	Central Government/ State Government(s)																					
(a)	Central Government / President of India		1	5	0	0	5	0.0000	5	0	5	0.0000	0	0.0000	0	0.0000	NA	NA	5	0	0	0
(b)	State Government / Governor		0	0	0	0	0.0000	0	0	0	0.0000	0	0.0000	0	0.0000	NA	NA	0				
(c)	Shareholding by Companies or Bodies Corporate where Central / State Government Is a promoter		0	0	0	0	0.0000	0	0	0	0.0000	0	0.0000	0	0.0000	NA	NA	0				
	Sub Total (B)(3)		1	5	0	0	5	0.0000	5	0	5	0.0000	0	0.0000	0	0.0000	NA	NA	5	0	0	0
4	Non-Institutions																					
(a)	Associate companies / Subsidiaries		0	0	0	0	0.0000	0	0	0	0.0000	0	0.0000	0	0.0000	NA	NA	0				
(b)	Directors and their relatives (excluding Independent Directors and nominee Directors)		0	0	0	0	0.0000	0	0	0	0.0000	0	0.0000	0	0.0000	NA	NA	0				
(c)	Key Managerial Personnel		1	1	0	0	1	0.0000	1	0	1	0.0000	0	0.0000	0	0.0000	NA	NA	1	0	0	0
(d)	Relatives of promoters (other than 'immediate relatives' of promoters disclosed under 'Promoter and Promoter Group' category)		0	0	0	0	0.0000	0	0	0	0.0000	0	0.0000	0	0.0000	NA	NA	0				
(e)	Trusts where any person belonging to 'Promoter and Promoter Group' category is 'trustee', 'beneficiary', or 'author of the trust'		0	0	0	0	0.0000	0	0	0	0.0000	0	0.0000	0	0.0000	NA	NA	0				
(f)	Investor Education and Protection Fund (IEPF)		0	0	0	0	0.0000	0	0	0	0.0000	0	0.0000	0	0.0000	NA	NA	0				



(g)	i. Resident individual holding nominal share capital up to Rs. 2 lakhs.		24365	10354525	0	0	10354525	13.5644	10354525	0	10354525	13.5644	0	13.5644	0	0.0000	NA	NA	10354508	0	0	0
(h)	ii. Resident individual holding nominal share capital in excess of Rs. 2 lakhs.		155	13377850	0	0	13377850	17.5250	13377850	0	13377850	17.5250	0	17.5250	0	0.0000	NA	NA	13377850	0	0	0
	Kiran Rashmin Rughani	AACPR9176Q		870000	0	0	870000	1.1397	870000	0	870000	1.1397	0	1.1397	0	0.0000	NA	NA	870000	0	0	0
(i)	Non Resident Indians (NRIs)		213	2654918	0	0	2654918	3.4779	2654918	0	2654918	3.4779	0	3.4779	0	0.0000	NA	NA	2654918	0	0	0
	Nilesh Rameshchandra Pethani	AGKPP6478R	1	1709426	0	0	1709426	2.2393	1709426	0	1709426	2.2393	0	2.2393	0	0.0000	NA	NA	1709426			
(j)	Foreign Nationals		0	0	0	0	0	0.0000	0	0	0	0.0000	0	0.0000	0	0.0000	NA	NA	0			
(k)	Foreign Companies		0	0	0	0	0	0.0000	0	0	0	0.0000	0	0.0000	0	0.0000	NA	NA	0			
(l)	Bodies Corporate		228	10605476	0	0	10605476	13.8932	10605476	0	10605476	13.8932	0	13.8932	0	0.0000	NA	NA	10605476	0	0	0
	Anand Rath Global Finance Limited	AABCR1136N	1	3444979	0	0	3444979	4.5129	3444979	0	3444979	4.5129	0	4.5129	0	0.0000	NA	NA	3444979	0	0	0
	Catalyst Trusteeship Limited	AACCG4147R	1	918829	0	0	918829	1.2037	918829	0	918829	1.2037	0	1.2037	0	0.0000	NA	NA	918829			
(m)	Any Other (Specify)		869	1988607	0	0	1988607	2.6051	1988607	0	1988607	2.6051	0	2.6051	0	0.0000	NA	NA	1988607	0	0	0
	Trusts		2	3012	0	0	3012	0.0039	3012	0	3012	0.0039	0	0.0039	0	0.0000	NA	NA	3012	0	0	0
	Body Corp-Ltd Liability Partnership		14	117897	0	0	117897	0.1544	117897	0	117897	0.1544	0	0.1544	0	0.0000	NA	NA	117897	0	0	0
	Hindu Undivided Family		846	1864317	0	0	1864317	2.4423	1864317	0	1864317	2.4423	0	2.4423	0	0.0000	NA	NA	1864317	0	0	0
	Clearing Member		5	3370	0	0	3370	0.0044	3370	0	3370	0.0044	0	0.0044	0	0.0000	NA	NA	3370	0	0	0
	Overseas Bodies Corporates		2	11	0	0	11	0.0000	11	0	11	0.0000	0	0.0000	0	0.0000	NA	NA	11	0	0	0
	Sub Total (B)(4)		25831	38981377	0	0	38981377	51.0656	38981377	0	38981377	51.0656	0	51.0656	0	0.0000	NA	NA	38981360	0	0	0
	Total Public Shareholding (B)= (B)(1)+(B)(2)+(B)(3)+b(4)		25834	41684286	0	0	41684286	54.6064	41684286	0	41684286	54.6064	0	54.6064	0	0.0000	NA	NA	41684269	0	0	0

Details of the shareholders acting as persons in Concert including their Shareholding (No. and %):

No. of shareholders	No. of Shares	%
0		

Details of Shares which remain unclaimed may be given here along with details such as number of shareholders, outstanding shares held in demat/unclaimed suspense account, voting rights which are frozen etc.

No. of shareholders	No. of Shares
0	0


Note :

- (1) PAN would not be displayed on website of Stock Exchange(s).
- (2) The above format needs to be disclosed along with the names of the shareholders holding 1% or more than 1% of shares of the listed entity. Column no.(XIII) is not applicable in the above format.
- (3) W.r.t. the information pertaining to Depository Receipts, the same may be disclosed in the respective columns to the extent information available and the balance to be disclosed as held by custodian.
- (4) Categorization and disclosure of each shareholder category should be carried out in the order prescribed in the above format. If a shareholder is falling under more than one category, then the same shall be classified in the category falling
- (5) Sub-categorization of shares under column no.(XV) will be based on shareholding(no. of shares) under the following sub-categories:
 - (i) Shareholder who are represented by a nominee Director on the board of the listed entity or have the right to nominate a representative(i.e. Director) on the board of the listed entity.
 - (ii) Shareholder who have entered into shareholder agreement with the listed entity.
 - (iii) Shareholders acting as persons in concert with promoters.

GENERATED ON :04/01/2024

NSDL : 30/12/2023

CDSL :30/12/2023



Hubtown Limited
Table IV - Statement showing shareholding pattern of the Non Promoter- Non Public shareholder

	Category & Name of the shareholders	PAN	Nos. of shareholders	No. of fully paid up equity shares held	Partly paid-up equity shares held	No. of shares underlying Depository Receipts	Total nos. shares held	Shareholding % calculated as per SCRR, 1957 As a % of (A+B+C2)	Number of Voting Rights held in each class of securities			No. of Shares Underlying Outstanding convertible securities (including securities)	Shareholding, as a % assuming full conversion of convertible securities	Number of Locked in shares		Number of Shares pledged or otherwise encumbered		Number of equity shares held in dematerialised form	
									No of Voting Rights					Total as a % of (A+B+C)	No. (a)	As a % of total Shares held(b)	No. (a)		As a % of total Shares held(b)
									Class eg: X	Class eg: Y	Total								
(I)	(II)	(III)	(IV)	(V)	(VI)	(VII) =	(VIII) As a	(IX)			(X)	(XI) =	(XII)		(XIII)		(XIV)		
1	Custodian/DR Holder		0	0	0	0	0	0.0000	0	0	0	0.0000	0	0.0000	0	0.0000	NA	NA	0
2	Employee Benefit Trust / Employee Welfare Trust under SEBI (Share based Employee Benefits and Sweat Equity) Regulations, 2021		0	0	0	0	0	0.0000	0	0	0	0.0000	0	0.0000	0	0.0000	NA	NA	0
	Total Non-Promoter- Non Public Shareholding (C)= (C)(1)+(C)(2)		0	0	0	0	0	0.0000	0	0	0	0.0000	0	0.0000	0	0.0000	NA	NA	0

Note :

(1) PAN would not be displayed on website of Stock Exchange(s).

(2) The above format needs to be disclosed along with the names of the shareholders holding 1% or more than 1% of shares of the listed entity. Column no.(XIII) is not applicable in the above format.

(3) W.r.t. the information pertaining to Depository Receipts, the same may be disclosed in the respective columns to the extent information available.

GENERATED ON :04/01/2024

NSDL : 30/12/2023

CDSL :30/12/2023

