


Statement Showing Shareholding Pattern			
Name of the Company: Hubtown Limited			
Scrip Code, Name of the scrip, class of security: 532799, HUBTOWN, Equity			
Quarter ended: September 30, 2012			
Partly paid-up shares:-	No. of partly paid-up shares	As a % of total no. of partly paid-up shares	As a % of total no. of shares of the company
Held by promoter/promoter group	0	0	0
Held by public	0	0	0
Total	0	0	0
Outstanding convertible securities:	No. of outstanding securities	As a % of total no. of outstanding convertible securities	As a % of total no. of shares of the company, assuming full conversion of the convertible securities
Held by promoter/promoter group	0	0	0
Held by public	0	0	0
Total	0	0	0
Warrants:-	No. of warrants	As a % of total no. of warrants	As a % of total no. of shares of the company, assuming full conversion of warrants
Held by promoter/promoter group	0	0	0
Held by public	0	0	0
Total	0	0	0
Total paid-up capital of the company, assuming full conversion of warrants and convertible securities	0	0	0



Statement Showing Shareholding Pattern

Category code	Category of Shareholder	Number of Shareholders	Total number of shares	Table (I)(a)		Total shareholding as a percentage of total number of shares		Shares Pledged or otherwise encumbered	
				Number of shares held in dematerialized form		As a percentage of (A+B) ¹	As a percentage of (A+B+C)	Number of shares	As a percentage
(I)	(II)	(III)	(IV)	(V)	(VI)	(VII)	(VIII)	(IX) = (VIII)/(IV)*100	
(A)	Shareholding of Promoter and Promoter Group²								
1	Indian								
(a)	Individuals/ Hindu Undivided Family	18	59400000	59400000	81.67	81.67	46889000	78.94	
(b)	Central Government/ State Government(s)	0	0	0	0.00	0.00			
(c)	Bodies Corporate	2	600000	600000	0.82	0.82			
(d)	Financial Institutions/ Banks	0	0	0	0.00	0.00			
(e)	Any Others(Specify)				0.00	0.00			
(e-i)	Directors & their Relatives	0	0	0	0.00	0.00			
(e-ii)	Societies	0	0	0	0.00	0.00			
	Sub Total(A)(1)	20	60000000	60000000	82.49	82.49	46889000	78.15	
2	Foreign								
a	Individuals (Non-Residents Individuals/ Foreign Individuals)	0	0	0	0.00	0.00			
b	Bodies Corporate	0	0	0	0.00	0.00			
c	Institutions	0	0	0	0.00	0.00			
d	Qualified Foreign Investor	0	0	0	0.00	0.00			
e	Any Others(Specify)	0	0	0	0.00	0.00			
e-i	Directors & their Relatives	0	0	0	0.00	0.00			
e-ii	Societies	0	0	0	0.00	0.00			
	Sub Total(A)(2)	0	0	0	0.00	0.00	0	0.00	
	Total Shareholding of Promoter and Promoter Group (A)= (A)(1)+(A)(2)	20	60000000	60000000	82.49	82.49	46889000	78.15	



(B)	Public shareholding								
1	Institutions								
(a)	Mutual Funds/ UTI	0	0	0	0.00	0.00			
(b)	Financial Institutions / Banks	0	0	0	0.00	0.00			
(c)	Central Government/ State Government(s)	0	0	0	0.00	0.00			
(d)	Venture Capital Funds	0	0	0	0.00	0.00			
(e)	Insurance Companies	1	56937	56937	0.08	0.08			
(f)	Foreign Institutional Investors	6	1314598	1314598	1.81	1.81			
(g)	Foreign Venture Capital Investors	0	0	0	0.00	0.00			
(h)	Qualified Foreign Investor	0	0	0	0.00	0.00			
(i)	Any Other (specify)				0.00	0.00			
(i-ii)	Foreign Financial Institutions	0	0	0	0.00	0.00			
(i-ii)	Foreign Mutual Fund	0	0	0	0.00	0.00			
	Sub-Total (B)(1)	7	1371535	1371535	1.89	1.89			
B 2	Non-institutions								
(a)	Bodies Corporate	458	6163838	6163838	8.47	8.47			
(b)	Individuals								
I	i. Individual shareholders holding nominal share capital up to Rs 1 lakh	24804	1399025	1399023	1.92	1.92			
II	ii. Individual shareholders holding nominal share capital in excess of Rs. 1 lakh.	24	1893147	1893147	2.60	2.60			
(c)	Qualified Foreign Investor	0	0	0	0.00	0.00			
(d)	Any Other (specify)				0.00	0.00			
(d-i)	Trusts	8	400091	400091	0.55	0.55			
(d-ii)	Non-Resident Indians	196	1288247	1288247	1.77	1.77			
(d-iii)	Overseas Corporate Bodies	2	11	11	0.00	0.00			
(d-iv)	Clearing Members	121	219977	219977	0.30	0.30			
	Sub-Total (B)(2)	25613	11364336	11364334	15.62	15.62			
(B)	Total Public Shareholding (B) = (B)(1)+(B)(2)	25620	12735871	12735869	17.51	17.51			
	TOTAL (A)+(B)	25640	72735871	72735869	100.00	100.00			
(C)	Shares held by Custodians and against which Depository Receipts have been issued								
1	Promoter and Promoter Group	0	0	0	0	0.00	0	0	
2	Public	0	0	0	0	0.00	0	0	
	Sub-Total (C)	0	0	0	0	0.00	0	0	
	GRAND TOTAL (A)+(B)+(C)	25640	72735871	72735869	100.00	46889000	64.46		



(I)(b) (I) (b) Statement showing holding of securities (including shares, warrants, convertible securities) of persons belonging to the category "Promoter and Promoter Group"


Sr. No.	Name of the shareholder	Details of Shares held		Encumbered shares (*)			Details of warrants		Details of convertible securities		Total shares (including underlying shares assuming full conversion of warrants and convertible securities) as a % of diluted share capital
		Number of shares held	As a % of grand total (A) +(B) +(C)	No.	As a percentage	As a % of grand total (A)+(B)+(C) of sub-clause (I)(a)	Number of warrants held	As a % total number of warrants of the same class	Number of convertible securities held	As a % total number of convertible securities of the same class	
(i)	(ii)	(iii)	(iv)	(v)	(vi)=(v)/(iii)*100	(vii)	(viii)	(ix)	(x)	(xi)	(xii)
1	HEMANT M. SHAH - AAHPS2340E	5800000	7.97	3695000	63.71	5.08	0	0	0	0	0
2	VYOMESH M. SHAH - AAHPS2338C	7540000	10.37	3025000	40.12	4.16	0	0	0	0	0
3	MAHIPATRAY V. SHAH HUF - AAFHM0519R	9600000	13.20	9597000	99.97	13.19	0	0	0	0	0
4	HEMANT M. SHAH HUF - AAHH1062F	6892000	9.48	6890000	99.97	9.47	0	0	0	0	0
5	VYOMESH M. SHAH HUF - AAHV1442H	4100000	5.64	4100000	100.00	5.64	0	0	0	0	0
6	KUNJAL H. SHAH - AAGPS9693B	5308000	7.30	3300000	62.17	4.54	0	0	0	0	0
7	FALGUNI V. SHAH - AAFPS0667J	6360000	8.74	4632000	72.83	6.37	0	0	0	0	0
8	RUSHANK V. SHAH - BDBPS8032D	3600000	4.95	3600000	100.00	4.95	0	0	0	0	0
9	KHILEN V. SHAH - BRQPS1351C	3600000	4.95	3600000	100.00	4.95	0	0	0	0	0
10	KUSHAL H. SHAH - CAJPS0463C	3600000	4.95	1450000	40.28	1.99	0	0	0	0	0
11	LATA M. SHAH - AAGPS9692A	2400000	3.30	2400000	100.00	3.30	0	0	0	0	0
12	HEMANT M. SHAH AND VYOMESH M. SHAH	600000	0.82	600000	100.00	0.82	0	0	0	0	0
13	UKAY VALVES AND FOUNDERS PRIVATE LIMITED - AAACU4397F	300000	0.41	0	0.00	0.00	0	0	0	0	0
14	VISHWAJEET CONSULTANCY PRIVATE LIMITED - AACCV4195J	300000	0.41	0	0.00	0.00	0	0	0	0	0
TOTAL		60000000	82.49	46889000	78.15	64.46	0	0	0	0	0

(*) The term "encumbrance" has the same meaning as assigned to it in regulation 28(3) of the SAST Regulations, 2011



(l)(c)(i) Statement showing holding of securities (including shares, warrants, convertible securities) of persons belonging to the category "Public" and holding more than 1% of the total number of shares

Sr. No.	Name of the shareholder	Number of shares held	Shares as a percentage of total number of shares (i.e., Grand Total (A)+(B)+(C) indicated in Statement at para (l)(a) above)	Details of warrants		Details of convertible securities		Total shares (including underlying shares assuming full conversion of warrants and convertible securities) as a % of diluted share capital
				Number of warrants held	As a % total number of warrants of the same class	Number of convertible securities held	% w.r.t total number of convertible securities of the same class	
1	ANAND RATHI COMMODITIES LIMITED	1556570	2.14	0	0	0	0	0
2	RAJKUMAR GULATI	1492151	2.05	0	0	0	0	0
3	CELLO PENS AND STATIONERY PVT. LTD.	960000	1.32	0	0	0	0	0
4	PANKAJ LATA NIGAM	972484	1.34	0	0	0	0	0
5	CRESTA FUND LTD.	884500	1.22	0	0	0	0	0
6	M SURESH EXPORTS PVT. LTD.	929513	1.28	0	0	0	0	0
7	NILESH RAMESHCHANDRA PETHANI	808280	1.11	0	0	0	0	0
	TOTAL	7603498	10.45	0	0	0	0	0




(l)(c)(ii) Statement showing holding of securities (including shares, warrants, convertible securities) of persons (together with PAC) belonging to the category "Public" and holding more than 5% of the total number of shares of the company

Sr. No.	Name(s) of the shareholder(s) and the Persons Acting in Concert (PAC) with them	Number of shares	Shares as a percentage of total number of shares {i.e., Grand Total (A)+(B)+(C) indicated in Statement at para (l)(a) above}	Details of warrants		Details of convertible securities		Total shares (including underlying shares assuming full conversion of warrants and convertible securities) as a % of diluted share capital
				Number of warrants	As a % total number of warrants of the same class	Number of convertible securities held	% w.r.t total number of convertible securities of the same class	
1								
2								
3								
4								
5	NIL	NIL	NIL	NIL	NIL	NIL	NIL	NIL
6								
7								
8								
9								
10								
TOTAL								



(I)(d) Statement showing details of locked-in shares

Sr. No.	Name of the shareholder	Number of locked-in shares	Locked-in shares as a percentage of total number of shares (i.e., Grand Total (A)+(B)+(C) indicated in Statement at para (I)(a) above)
1			
2			
3			
4			
5	NIL	NIL	NIL
6			
7			
8			
9			
TOTAL			



(II)(a) Statement showing details of Depository Receipts (DRs)

Sr. No.	Type of outstanding DR (ADRs, GDRs, SDRs, etc.)	Number of outstanding DRs	Number of shares underlying outstanding DRs	Shares underlying outstanding DRs as a percentage of total number of shares {i.e., Grand Total (A)+(B)+(C) indicated in Statement at para (I)(a) above}
1				
2				
3				
4				
5	NIL	NIL	NIL	NIL
6				
7				
8				
9				
TOTAL				



(II)(b) Statement showing holding of Depository Receipts (DRs), where underlying shares held by "promoter/promoter group" are in excess of 1% of the total number of shares

Sr. No.	Name of the DR Holder	Type of outstanding DR (ADRs, GDRs, SDRs, etc.)	Number of shares underlying outstanding DRs	Shares underlying outstanding DRs as a percentage of total number of shares {i.e., Grand Total (A)+(B)+(C) indicated in Statement at para (I)(a) above}
1				
2				
3				
4				
5	NIL	NIL	NIL	NIL
6				
7				
8				
9				
TOTAL				

