

**Shareholding Pattern under Regulation 31 of SEBI (Listing Obligations and Disclosure Requirements) Regulations, 2015**

1	Name of Listed Entity: Hubtown Limited
2	Scrip Code/Name of Scrip/Class of Security: 532799
3	Share Holding Pattern Filed under: Reg. 31(1)(a)/Reg. 31(1)(b)/Reg.31(1)(c)
a.	If under 31(1)(b) then indicate the report for Quarter ending
b.	If under 31(1)(c) then indicate date of allotment/extinguishment
4	Declaration: The Listed entity is required to submit the following declaration to the extent of submission of information:-

Particulars	Yes*	No*
1 Whether the Listed Entity has issued any partly paid up shares?		No
2 Whether the Listed Entity has issued any Convertible Securities or Warrants?		No
3 Whether the Listed Entity has any shares against which depository receipts are issued?		No
4 Whether the Listed Entity has any shares in locked-in?		No
5 Whether any shares held by promoters are pledge or otherwise encumbered?	Yes	

\* If the Listed Entity selects the option 'No' for the questions above, the columns for the partly paid up shares, Outstanding Convertible Securities/Warrants, depository receipts, locked-in shares, No of shares pledged or otherwise encumbered by promoters, as applicable, shall not be displayed at the time of dissemination on the Stock Exchange website. Also wherever there is 'No' declared by Listed Entity in above table the values will be considered as 'Zero' by default on submission of the format of holding of specified securities.

GENERATED ON :04/07/2016

NSDL : 30/06/2016

CDSL :30/06/2016



# Hubtown Limited


Table I - Summary Statement holding of specified securities

Category	Category of shareholder	Number of shareholders	No. of fully paid up equity shares held	No. of Partly paid-up equity shares held	No. of shares underlying Depository Receipts	Total nos. shares held	Shareholding as a % of total no. of shares (calculated as per SCRR, 1957)	Number of Voting Rights held in each class of securities			No. of Shares Underlying Outstanding convertible securities (including Warrants)	Shareholding, as a % assuming full conversion of convertible securities	Number of Locked in shares		Number of Shares pledged or otherwise		Number of equity shares held in dematerialised form	
								No of Voting Rights					Total as a % of (A+B+C)	No. (a)	As a % of total Shares held(b)	No. (a)		As a % of total Shares held(b)
								Class eg: X	Class eg: Y	Total								
(I)	(II)	(III)	(IV)	(V)	(VI)	(VII) = (IV)+(V)+(VI)	(VIII) As a % of (A+B+C2)	(IX)			(X)	(XI) = (VII)+(X) As a % of (A+B+C2)	(XII)		(XIII)		(XIV)	
(A)	Promoter & Promoter Group	19	52073272	0	0	52073272	71.5923	52073272	0	52073272	71.5923	0	71.5923	0	0.0000	48136260	92.4394	52073272
(B)	Public	19684	20662599	0	0	20662599	28.4077	20662599	0	20662599	28.4077	0	28.4077	0	0.0000	NA	NA	20662257
(C)	Non Promoter - Non Public				0				0			0		0.0000	NA	NA		0
(C1)	Shares Underlying DRs	0	0	0	0	0	0.0000	0	0	0	0.0000	0	0.0000	0	0.0000	NA	NA	
(C2)	Shares Held By Employee Trust	0	0	0	0	0	0.0000	0	0	0	0.0000	0	0.0000	0	0.0000	NA	NA	0
	Total	19703	72735871	0	0	72735871	100.0000	72735871	0	72735871	100.0000	0	100.0000	0	0.0000	48136260	66.1795	72735529

GENERATED ON :04/07/2016

NSDL : 30/06/2016


CDSL :30/06/2016



# Hubtown Limited

## Table II - Statement showing shareholding pattern of the Promoter and Promoter Group

	Category & Name of the shareholders	PAN	Nos. of shareholders	No. of fully paid up equity shares held	Partly paid-up equity shares held	No. of shares underlying Depository Receipts	Total nos. shares held	Shareholding % calculated as per SCRR, 1957 As a % of (A+B+C2)	Number of Voting Rights held in each class of securities			No. of Shares Underlying Outstanding convertible securities (including securities)	Shareholding, as a % assuming full conversion of convertible securities (XI) = (VII)+(X) As a % of (A+B+C2)	Number of Locked in shares		Number of Shares pledged or otherwise encumbered		Number of equity shares held in dematerialised form	
									No of Voting Rights		Total as a % of (A+B+C)			No. (a)	As a % of total Shares held(b)	No. (a)	As a % of total Shares held(b)		
									Class eg: X	Class eg: Y									Total
	(I)	(II)	(III)	(IV)	(V)	(VI)	(VII) = (IV)+(V)+ (VI)	(VIII) As a % of (A+B+C2)	(IX)			(X)	(XI)	(XII)		(XIII)		(XIV)	
<b>1</b>	<b>Indian</b>																		
(a)	Individuals / Hindu Undivided Family		17	51473272	0	0	51473272	70.7674	51473272	0	51473272	70.7674	0	70.7674	0	0.0000	48136260	93.5170	51473272
	Mahipatray V Shah	AAFHM0519R	2	9600000	0	0	9600000	13.1984	9600000	0	9600000	13.1984	0	13.1984	0	0.0000	8597000	89.5521	9600000
	Vyomesh Mahipatray Shah	AAHPS2338C	2	7540000	0	0	7540000	10.3663	7540000	0	7540000	10.3663	0	10.3663	0	0.0000	7525000	99.8011	7540000
	Hemant Mahipatray Shah / Vyomesh Mahipatray Shah	AAHPS2340E	1	190000	0	0	190000	0.2612	190000	0	190000	0.2612	0	0.2612	0	0.0000	140000	73.6842	190000
	Hemant Mahipatray Shah	AAHPS2340E	2	5800000	0	0	5800000	7.9741	5800000	0	5800000	7.9741	0	7.9741	0	0.0000	5795000	99.9138	5800000
	Falguni Vyomesh Shah	AAFPS0667J	1	5929772	0	0	5929772	8.1525	5929772	0	5929772	8.1525	0	8.1525	0	0.0000	5846235	98.5912	5929772
	Hemant Mahipatray Shah	AAAHH1062F	2	4980500	0	0	4980500	6.8474	4980500	0	4980500	6.8474	0	6.8474	0	0.0000	4480000	89.9508	4980500
	Vyomesh Mahipatray Shah	AAAHV1442H	1	3925000	0	0	3925000	5.3962	3925000	0	3925000	5.3962	0	5.3962	0	0.0000	3925000	100.0000	3925000
	Kunjali Hemant Shah	AAGPS9693B	1	3308000	0	0	3308000	4.5480	3308000	0	3308000	4.5480	0	4.5480	0	0.0000	2748025	83.0721	3308000
	Khilen V Shah	BRQPS1351C	1	2600000	0	0	2600000	3.5746	2600000	0	2600000	3.5746	0	3.5746	0	0.0000	2280000	87.6923	2600000
	Lata Mahipatray Shah	AAGPS9692A	1	2400000	0	0	2400000	3.2996	2400000	0	2400000	3.2996	0	3.2996	0	0.0000	2400000	100.0000	2400000
	Kushal Hemant Shah	CAJPS0463C	1	2200000	0	0	2200000	3.0246	2200000	0	2200000	3.0246	0	3.0246	0	0.0000	1400000	63.6364	2200000
	Rushank V Shah	BDBPS8032D	1	1600000	0	0	1600000	2.1997	1600000	0	1600000	2.1997	0	2.1997	0	0.0000	1600000	100.0000	1600000
	Kushal Hemant Shah	CAJPS0463C	1	1400000	0	0	1400000	1.9248	1400000	0	1400000	1.9248	0	1.9248	0	0.0000	1400000	100.0000	1400000
(b)	Central Government / State Government(s)		0	0	0	0	0	0.0000	0	0	0	0.0000	0	0.0000	0	0.0000	0	0.0000	0
(c)	Financial Institutions /		0	0	0	0	0	0.0000	0	0	0	0.0000	0	0.0000	0	0.0000	0	0.0000	0
(d)	Any Other (Specify)		2	600000	0	0	600000	0.8249	600000	0	600000	0.8249	0	0.8249	0	0.0000	0	0.0000	600000
	Bodies Corporate		2	600000	0	0	600000	0.8249	600000	0	600000	0.8249	0	0.8249	0	0.0000	0	0.0000	600000
	Ukay Valves And Founders Pvt Ltd	AAACU4397F	1	300000	0	0	300000	0.4125	300000	0	300000	0.4125	0	0.4125	0	0.0000	0	0.0000	300000
	Vishwajeet Consultancy Private Ltd	AACCV4195J	1	300000	0	0	300000	0.4125	300000	0	300000	0.4125	0	0.4125	0	0.0000	0	0.0000	300000
	<b>Sub Total (A)(1)</b>		<b>19</b>	<b>52073272</b>			<b>52073272</b>	<b>71.5923</b>	<b>52073272</b>	<b>0</b>	<b>52073272</b>	<b>71.5923</b>	<b>0</b>	<b>71.5923</b>	<b>0</b>	<b>0.0000</b>	<b>48136260</b>	<b>92.4395</b>	<b>52073272</b>



2	Foreign																		
(a)	Individuals (Non-Resident Individuals / Foreign Individuals)	0	0	0	0	0	0.0000	0	0	0	0.0000	0	0.0000	0	0.0000	0	0.0000	0	0.0000
(b)	Government	0	0	0	0	0	0.0000	0	0	0	0.0000	0	0.0000	0	0.0000	0	0.0000	0	0.0000
(c)	Institutions	0	0	0	0	0	0.0000	0	0	0	0.0000	0	0.0000	0	0.0000	0	0.0000	0	0.0000
(d)	Foreign Portfolio Investor	0	0	0	0	0	0.0000	0	0	0	0.0000	0	0.0000	0	0.0000	0	0.0000	0	0.0000
(e)	Any Other (Specify)	0	0	0	0	0	0.0000	0	0	0	0.0000	0	0.0000	0	0.0000	0	0.0000	0	0.0000
	Sub Total (A)(2)	0	0	0	0	0	0.0000	0	0	0	0.0000	0	0.0000	0	0.0000	0	0.0000	0	0.0000
	Total Shareholding Of Promoter And Promoter Group (A)= (A)(1)+(A)(2)	19	52073272	0	0	52073272	71.5923	52073272	0	52073272	71.5923	0	71.5923	0	0.0000	48136260	92.4395	52073272	

Details of Shares which remain unclaimed may be given hear along with details such as number of shareholders, outstanding shares held in demat/unclaimed suspense account, voting rights which are frozen etc.

Note:

- (1) PAN would not be displayed on website of Stock Exchange(s)
- (2) The term 'Encumbrance' has the same meaning as assigned under regulation 28(3) of SEBI (Substantial Acquisition of Shares and Takeovers) Regulations, 2011.


GENERATED ON :04/07/2016      NSDL : 30/06/2016      CDSL :30/06/2016



# Hubtown Limited

Table III - Statement showing shareholding pattern of the Public shareholder

Category & Name of the shareholders	PAN	Nos. of shareholders	No. of fully paid up equity shares held	Partly paid-up equity shares held	No. of shares underlying Depository Receipts	Total nos. shares held	Shareholding % calculated as per SCRR, 1957 As a % of (A+B+C2)	Number of Voting Rights held in each class of securities			No. of Shares Underlying & Outstanding convertible securities (including Warrants)	Shareholding, as a % assuming full conversion of convertible securities (as a percentage of diluted share capital)	Number of Locked in shares		Number of Shares pledged or otherwise encumbered		Number of equity shares held in dematerialised form		
								No of Voting Rights		Total as a % of (A+B+C)			No. (a)	As a % of total Shares held(b)	No. (a)	As a % of total Shares held(b)			
								Class eg: X	Class eg: Y									Total	
(I)	(II)	(III)	(IV)	(V)	(VI)	(VII) = (IV)+(V)+(VI)	(VIII) As a % of (A+B+C2)	(IX)			(X)	(XI) = (VII)+(X) As a % of (A+B+C2)	(XII)		(XIII)		(XIV)		
<b>1 Institutions</b>																			
(a) Mutual Fund			0	0	0	0	0.0000	0	0	0	0.0000	0	0.0000	0	0.0000	NA	NA	0	
(b) Venture Capital Funds			0	0	0	0	0.0000	0	0	0	0.0000	0	0.0000	0	0.0000	NA	NA	0	
(c) Alternate Investment Funds			0	0	0	0	0.0000	0	0	0	0.0000	0	0.0000	0	0.0000	NA	NA	0	
(d) Foreign Venture Capital Investors			0	0	0	0	0.0000	0	0	0	0.0000	0	0.0000	0	0.0000	NA	NA	0	
(e) Foreign Portfolio Investor			2	2659500	0	0	2659500	3.6564	2659500	0	2659500	3.6564	0	3.6564	0	0.0000	NA	NA	2659500
				2652700	0	0	2652700	3.6470	2652700	0	2652700	3.6470	0	3.6470	0	0.0000	NA	NA	2652700
	AACCL1901C			2652700	0	0	2652700	3.6470	2652700	0	2652700	3.6470	0	3.6470	0	0.0000	NA	NA	2652700
(f) Financial Institutions / Banks			2	175550	0	0	175550	0.2414	175550	0	175550	0.2414	0	0.2414	0	0.0000	NA	NA	175550
(g) Insurance Companies			1	56937	0	0	56937	0.0783	56937	0	56937	0.0783	0	0.0783	0	0.0000	NA	NA	56937
(h) Provident Funds/ Pension Funds			0	0	0	0	0.0000	0	0	0	0.0000	0	0.0000	0	0.0000	NA	NA	0	
(i) Any Other (Specify)			0	0	0	0	0.0000	0	0	0	0.0000	0	0.0000	0	0.0000	NA	NA	0	
Sub Total (B)(1)			5	2891987	0	0	2891987	3.9760	2891987	0	2891987	3.9760	0	3.9760	0	0.0000	NA	NA	2891987
<b>2 India</b>																			
Central Government/ State Government(s)/ President of																			
Central Government / State Government(s)			1	5	0	0	5	0.0000	5	0	5	0.0000	0	0.0000	0	0.0000	NA	NA	5
			1	5	0	0	5	0.0000	5	0	5	0.0000	0	0.0000	0	0.0000	NA	NA	5
Sub Total (B)(2)			1	5	0	0	5	0.0000	5	0	5	0.0000	0	0.0000	0	0.0000	NA	NA	5
<b>3 Non-Institutions</b>																			
(a) Individuals				0	0									0		NA	NA		



	i. Individual shareholders holding nominal share capital up to Rs. 2 lakhs.		18454	1534758	0	0	1534758	2.1100	1534758	0	1534758	2.1100	0	2.1100	0	0.0000	NA	NA	1534416
	ii. Individual shareholders holding nominal share capital in excess of Rs. 2 lakhs.		30	3651287	0	0	3651287	5.0199	3651287	0	3651287	5.0199	0	5.0199	0	0.0000	NA	NA	3651287
	Pankaj Lata Nigam	ACAPN1419N		912484	0	0	912484	1.2545	912484	0	912484	1.2545	0	1.2545	0	0.0000	NA	NA	912484
(b)	NBFCs registered with RBI		0	0	0	0	0	0.0000	0	0	0	0.0000	0	0.0000	0	0.0000	NA	NA	0
(c)	Employee Trusts		0	0	0	0	0	0.0000	0	0	0	0.0000	0	0.0000	0	0.0000	NA	NA	0
(d)	Overseas Depositories(holding DRs) (balancing figure)		0	0	0	0	0	0.0000	0	0	0	0.0000	0	0.0000	0	0.0000	NA	NA	0
(e)	Any Other (Specify)		1194	12584562	0	0	12584562	17.3017	12584562	0	12584562	17.3017	0	17.3017	0	0.0000	NA	NA	12584562
	Trusts		2	30	0	0	30	0.0000	30	0	30	0.0000	0	0.0000	0	0.0000	NA	NA	30
	Hindu Undivided Family		631	98963	0	0	98963	0.1361	98963	0	98963	0.1361	0	0.1361	0	0.0000	NA	NA	98963
	Non Resident Indians (Non Repat)		41	65424	0	0	65424	0.0899	65424	0	65424	0.0899	0	0.0899	0	0.0000	NA	NA	65424
	Non Resident Indians (Repat)		119	2248649	0	0	2248649	3.0915	2248649	0	2248649	3.0915	0	3.0915	0	0.0000	NA	NA	2248649
	Nilesh Rameshchandra Pethani	AGKPP6478R		1840876	0	0	1840876	2.5309	1840876	0	1840876	2.5309	0	2.5309	0	0.0000	NA	NA	1840876
	Overseas Bodies Corporates		2	11	0	0	11	0.0000	11	0	11	0.0000	0	0.0000	0	0.0000	NA	NA	11
	Clearing Member		135	378828	0	0	378828	0.5208	378828	0	378828	0.5208	0	0.5208	0	0.0000	NA	NA	378828
	Bodies Corporate		264	9792657	0	0	9792657	13.4633	9792657	0	9792657	13.4633	0	13.4633	0	0.0000	NA	NA	9792657
	Anand Rathi Global Finance Limited	AABCR1136N		2000000	0	0	2000000	2.7497	2000000	0	2000000	2.7497	0	2.7497	0	0.0000	NA	NA	2000000
	City Gold Investments Pvt Ltd.	AACCC7365H		1634145	0	0	1634145	2.2467	1634145	0	1634145	2.2467	0	2.2467	0	0.0000	NA	NA	1634145
	Spaceline Projects Private Ltd	AAJCS5370B		1427264	0	0	1427264	1.9623	1427264	0	1427264	1.9623	0	1.9623	0	0.0000	NA	NA	1427264
	Cello Pens And Stationery Private Limited	AABCC1808J		960000	0	0	960000	1.3198	960000	0	960000	1.3198	0	1.3198	0	0.0000	NA	NA	960000
	Prakhar Advisors And Traders Pvt Ltd	AAGCP3738F		869000	0	0	869000	1.1947	869000	0	869000	1.1947	0	1.1947	0	0.0000	NA	NA	869000
	Sub Total (B)(3)		19678	17770607	0	0	17770607	24.4317	17770607	0	17770607	24.4317	0	24.4317	0	0.0000	NA	NA	17770265
	Total Public Shareholding (B)= (B)(1)+(B)(2)+(B)(3)		19684	20662599	0	0	20662599	28.4077	20662599	0	20662599	28.4077	0	28.4077	0	0.0000	NA	NA	20662257

Details of the shareholders acting as persons in Concert including their Shareholding (No. and %):

Details of Shares which remain unclaimed may be given hear along with details such as number of shareholders, outstanding shares held in demat/unclaimed suspense account, voting rights which are frozen etc.

No. of shareholders	No. of Shares
0	0

Note:

(1) PAN would not be displayed on website of Stock Exchange(s).

(2) The above format needs to be disclosed along with the name of following persons:Institutions/Non Institutions holding more than 1% of total number of shares

(3) W.r.t. the information pertaining to Depository Receipts, the same may be disclosed in the respective columns to the extent information is available and the balance to be disclosed as held by custodian.



**Hubtown Limited**

**Table IV - Statement showing shareholding pattern of the Non Promoter- Non Public shareholder**

Category & Name of the shareholders	PAN	Nos. of shareholders	No. of fully paid up equity shares held	Partly paid-up equity shares held	No. of shares underlying Depository Receipts	Total nos. shares held	Shareholding % calculated as per SCRR, 1957 As a % of (A+B+C2)	Number of Voting Rights held in each class of securities			No. of Shares Underlying Outstanding convertible securities (including securities)	Shareholding, as a % assuming full conversion of convertible securities (XI) = (VII)+(X) As a % of (A+B+C2)	Number of Locked in shares		Number of Shares pledged or otherwise encumbered		Number of equity shares held in dematerialised form	
								No of Voting Rights					Total as a % of (A+B+C)	No. (a)	As a % of total Shares held(b)	No. (a)		As a % of total Shares held(b)
								Class eg: X	Class eg: y	Total								
(I)	(II)	(III)	(IV)	(V)	(VI)	(VII) = (IV)+(V)+ (VI)	(VIII) As a % of (A+B+C2)	(IX)			(X)	(VII)+(X) As a % of (A+B+C2)	(XII)		(XIII)		(XIV)	
1 Custodian/DR Holder		0	0	0	0	0	0.0000	0	0	0	0.0000	0	0.0000	0	0.0000	NA	NA	0
2 Employee Benefit Trust (under SEBI (Share based Employee Benefit) Regulations, 2014)		0	0	0	0	0	0.0000	0	0	0	0.0000	0	0.0000	0	0.0000	NA	NA	0
Total Non-Promoter- Non Public Shareholding (C)= (C)(1)+(C)(2)		0	0	0	0	0	0.0000	0	0	0	0.0000	0	0.0000	0	0.0000	NA	NA	0

**Note:**

- (1) PAN would not be displayed on website of Stock Exchange(s).
- (2) The above format needs to disclose name of all holders holding more than 1% of total number of shares
- (3) W.r.t. the information pertaining to Depository Receipts, the same may be disclosed in the respective columns to the extent information available

GENERATED ON :04/07/2016

NSDL : 30/06/2016

CDSL :30/06/2016

